



浙江德盛智能装备科技有限公司
ZHEJIANG DESHENG INTELLIGENT EQUIPMENT TECH. CO., LTD

地址：浙江省乐清市经济开发区纬五路222号
Add: No-222 Wei Wu Road, Economic Development Zone,
Yueqing City, Zhejiang Province, China. 325600

Tel: +86-577-61555152 Fax: +86-577-61555157

Mobile: +86-13587772229

Email: ds-zdh@163.com dszdh06@163.com

Website: www.dszdh.com www.dszdh.cn

© 浙江德盛智能装备科技有限公司版权所有



电子样本
E-Catalogue



微信公众号
WeChat

智能自动化装备制造商

Intelligent Automation Equipment Manufacturer

电子 · 机械 · 新能源 · 机器人

Electronics · Mechanics · New energy · Robotics

——助推中国制造2025 工业4.0 机器换人





COMPANY INTRODUCTION

企业简介

德盛成立于2008年，是一家以先进自动化智能装备制造技术为核心，拥有自主知识产权的高新技术企业，公司专业为精密电子，汽车零部件，新能源，开关电器行业提供最优的自动化解决方案，并致力于成为自动化设备领域专家和杰出服务者。

德盛每年获得发明专利，实用新型专利20余项，我们的自动化智能装备远销，德国，印度，马来西亚，土耳其，巴西等国家，赢得了超500家客户的认可和信赖，客户群体中不乏松下，马夸特，西门子，正泰，德力西集团等著名企业，多年来公司秉承以“市场为导向，以技术为核心，经营管理为立企业之本，产学研相结合”的原则走出了一条可持续发展道路，德盛的每一步都站在民族产业的高度上，切实希望为实现各产业领域制造水平不断升级而不懈努力。

DESHENG was founded in 2008, it is a high-tech enterprise specializing in providing best customized automation solutions and non-standard automations for precision electronics, automotive parts, new energy, switchgear industry and robotics.

DESHENG has the independent intellectual property rights and has more than 20 patents. Our products have been exported to Germany, India, Malaysia, Turkey, Brazil, Pakistan etc.. And DESHENG have cooperated with many famous enterprises, such as CHINT, DELIXI, Panasonic, Siemens, Marquardt, Havells, Salzer, and other famous enterprises.

Our products and service have won the recognition and trust of more than 500 customers.

DESHENG is striving to become an expert and outstanding service provider in automation industry.





COMPANY WORKSHOP

企业车间





企业文化

经营方针：需求即产品、创新即价值
 需求即产品——客户的需求就是我们的产品。
 客户是有着彼此差别的消费需求的群体，不同的客户有着不同的需求，
 我们应记住客户的需求与期望，通过对技术、生产和服务要素的有效配置，
 提供符合客户需求的产品或服务。
 创新即价值——以创新增加产品与技术的附加值，强调产品的高附加值。

CORPORATE CULTURE

Business Policy: demand is product, innovation is value.
 Demand Is Product—Customer's demand is the power of our production.
 The consumer needs are different. We should remember the needs and expectations of customers, and provide products and services that meet customer requirements through our own technology, production and service.
 Innovation Is Value—Increase the added value of products and technologies through innovation, and emphasize the high added value of products.

01 企业使命

致力于民族工装自动化技术发展，做强做精做大中国自动化
 Commit to the development of national automation technology and make Chinese automation stronger.

03 企业精神

诚信、务实、和谐
 创新、梦想
 Honesty, pragmatism, harmony, innovation and dream.

02 企业愿景

做全球一流的智能自动化装备供应商
 To be a world-class intelligent automation equipment manufacturer.

04 服务宗旨

为客户所想，助客户成功
 Think for customers and help customers succeed.

COMPANY DEVELOPMENT

发展历程

这是一条梦想与追求并存的探索之路。十余载的风雨沧桑，十余载的执着追求，铸就今日“德盛”这座航母的荣耀与辉煌。回首走过的路，我们感慨万千，在创业的征途上，有过成功的喜悦，也曾有过失误的迷惘，在民营企业发展的道路上，我们写下了独特的探索篇章！

This is a road of exploration where dreams and pursuits coexist. More than ten years of vicissitudes of life, More than ten years of persistent pursuit, the glory and glory of today's "Desheng" aircraft carrier. We are filled with emotions, and we have had great success in the journey of starting a business. On the road of private enterprise development, we have written a unique chapter of exploration!

致力于民族工装自动化技术发展，
 做强做精做大中国自动化！

Committed to the development of national tooling automation technology, Be strong and do a big job in China automation!

COMPANY QUALIFICATION

企业资质



创新设计精细制造。
为全球客户提供一流的产品一流的服务

Innovative design, fine manufacturing.
Provide high quality products and services to global customers.





SUCCESSFUL CASES

成功案例

许多客户与我们有着多年的合作，我们相互支持，真诚合作，积极的解决在合作过程中出现的问题，我们一起风雨相伴，建立长远的紧密合作伙伴关系。

Many customers have cooperated with us for many years. We support each other, cooperate sincerely, and actively solve the problems that arise during the cooperation process.

Together, we will build a long-term close partnership.



非标自动化技术领先设备商

Leading manufacturer of non-standard automation technology

工控自动化设备 Industrial control automation equipment	开关类自动组装机 Switch automatic assembling machine	连接器类自动组装机 Connector automatic assembling machine
墙壁开关插头插座自动组装机 Wall switch/plug/socket automatic assembling machine	微动开关自动组装机 Micro switch automatic assembling machine	自动铆接点机 Automatic riveting machine
电池新能源自动化设备 Battery new energy automation equipment	工业机器人 Industrial robot	汽车零部件装配 Auto parts automatic assembling machine



暖通阀芯自动组装机
HVAC Spool Automatic Assembly Line

本机功能

- ◆自动装阀芯体、O型圈、点硅油、铜垫、弹簧、阀杆身、内心衬套、内心压帽、铜套、压水板，以及自动成品检测。
- ◆本设备采用伺服随行工装，具有速度快、精度高，操作简单。

Function:

- ◆Automatic load spool body, O-ring, point silicone oil, load copper pad, spring, stem body, inner bushing, inner pressure cap, copper sleeve, water pressure plate, and automatic product testing.
- ◆This machine adopts servo follow-up tooling, with fast speed, high precision and simple operation.



电吉他开关基座自动插脚点胶机
Automatic Pin Dispenser For Electric Guitar Switch Base

本机功能

- ◆二组机构完成插九脚，内含变距机构实现单次插6脚
- ◆整形及针脚劈嘴
- ◆点贴片红胶，分别绕9脚一周点胶

Function:

- ◆Two groups of mechanisms complete nine pin insertion, including variable distance mechanism to achieve six pin insertion at a time.
- ◆Shaping and pin split riveting.
- ◆Apply the red glue around the 9 feet respectively.



五孔插座生产线
Five Hole Socket Automatic Assembly Line

本机功能

- ◆自动L/N/E三级插座装入基座，接线框锁螺丝并装入插套，保护门结构组装，压板及保护门组件装入，面板安装
- ◆锁螺丝深度可调，自动排除锁紧不良
- ◆本机采用CCD检测保护门组装是否漏装
- ◆耐高压测试、插拔力测试、导通测试等

Function:

- ◆Install L / N / E three pole sockets into base automatically, terminal box screw locking, insert the terminal box into socket automatically, protective door assembly, panel installation.
- ◆The depth of locking screw is adjustable. Automatic elimination of defective products.
- ◆CCD detection to check whether the protective door is assembled or not.
- ◆High-voltage Test, Insertion & Withdrawal Force Test, Continuity Test.



三孔插座自动装配机(印度)
Three Hole Socket Automatic Assembly Machine(Indian Type)

本机功能

- ◆本系列机是专为开关行业设计制造
- ◆自动装插套、盖子
- ◆自动检测，有料启动、无料停机
- ◆自动计数，产量设定
- ◆采用触控屏，界面直观，操作简介、安全
- ◆遇异常自动报警停机，并显示异常信息

Function:

- ◆PLC control system.
- ◆Complete the feeding and assembling of base, plug bush, left terminal, right terminal, middle terminal, dummy plate, shutter, spring, frame, cover and other parts automatically.
- ◆The good products and NG products will be unloaded separately.

Apply to Three Hole socket production area, to achieve feeding, assembling and detection automatically.



二孔插座生产线

Two Hole Socket Production Line

本机功能

- 自动插套装卡簧、装接线框、接线框锁螺丝、插套组件装入基座、保护门结构组装
- 本机锁螺丝单元扭力可调，能自动排除锁紧不良
- 本机有插座插拔力及导通测试

Function:

- Automatic plug-in set of circlip, installation of wiring frame, locking screw of wiring frame, installation of plug-in assembly into base and protection door structure assembly.
- The torque of the locking screw unit of the machine is adjustable, which can automatically eliminate the defective locking products.
- Automatic detection, starting and stopping with or without material.
- The machine has socket insertion and Disconnection Test.



三孔插座自动装配机

Three Hole Socket Automatic Assembly Machine

本机功能

- 本系列机是专为开关行业设计制造
- 自动装插套/盖子、拧螺丝、滑丝自动排除功能
- 自动检测，有料启动、无料停机
- 自动计数，产量设定
- 采用触控屏，界面直观，操作简介、安全
- 遇异常自动报警停机，并显示异常信息

Function:

- PLC control system.
- Complete the feeding and assembling of base, plug bush, left terminal, right terminal, middle terminal, dummy plate, shutter, spring, frame, cover and other parts automatically.
- Auto lock screws, detect parts presence, carry out insertion and extraction force test and check shutter re-bouncing.
- The good products and NG products will be unloaded separately.

Apply to Narrow Type Three Hole socket production area, to achieve feeding, screw locking, assembling and detection automatically.



墙壁（面板）开关自动装配机

Wall Switch Automatic Assembly Machine

本机功能

- 本系列机是专为开关行业设计制造
- 自动装铜柱、跳板、摇杆、弹簧、按钮、开关导通检测及良排除功能
- 自动检测，有料启动、无料停机
- 自动计数，产量设定
- 采用触控屏，界面直观，操作简介、安全
- 遇异常自动报警停机，并显示异常信息

Function:

- This series of machines are specially designed and manufactured for switch industry.
- Automatic copper column assembly, springboard assembly, rocker assembly, spring assembly, button assembly, switch on and off detection and with debugging function.
- Automatic detection, starting and stopping with or without material.
- Automatic counting and output setting.
- Touch screen, intuitive interface, simple operation and safety.
- Automatic alarm stop in case of abnormal, and display abnormal information.



墙壁（面板）开关自动装配机

Wall Switch Automatic Assembly Machine

本机功能

- 本系列机是专为开关行业设计制造
- 自动装铜柱、跳板、摇杆、弹簧、按钮、开关导通检测及良排除功能
- 自动检测，有料启动、无料停机
- 自动计数，产量设定
- 采用触控屏，界面直观，操作简介、安全
- 遇异常自动报警停机，并显示异常信息

Function:

- This series of machines are specially designed and manufactured for switch industry.
- Automatic copper column assembly, springboard assembly, rocker assembly, spring assembly, button assembly, switch on and off detection and with debugging function.
- Automatic detection, starting and stopping with or without material.
- Automatic counting and output setting.
- Touch screen, intuitive interface, simple operation and safety.
- Automatic alarm stop in case of abnormal, and display abnormal information.



KCD1/KCD2 船型开关自动装配机
KCD1/KCD2 Rocker Switch Automatic Assembly Machine

本机功能

- ◆ 本系列机是专为开关行业设计制造
- ◆ 自动装（二脚三脚兼容）跳板、铜套、弹簧、按钮
- ◆ 自动检测，电阻通断检测，有料启动、无料停机
- ◆ 自动计数，产量设定
- ◆ 采用触控屏，界面直观，操作简介、安全
- ◆ 遇异常自动报警停机、并显示异常信息

- Function:**
- ◆ PLC control system.
 - ◆ Spring, moving contact, button and housing be fed by bowl feeder and assembling automatically.
 - ◆ The machine be equipped with the function of lubricateoil, detect parts presence, continuity and sort out NG products automatically.

Apply to rocker switch production area, to achieve feeding, assembling and detection automatically.



船型开关自动装配机
Rocker Switch Automatic Assembly Machine

本机功能

- ◆ 本系列机是专为开关行业设计制造
- ◆ 自动装（二脚三脚兼容）跳板、铜套、弹簧、按钮
- ◆ 自动检测，电阻通断检测，有料启动、无料停机
- ◆ 自动计数，产量设定
- ◆ 采用触控屏，界面直观，操作简介、安全
- ◆ 遇异常自动报警停机、并显示异常信息

- Function:**
- ◆ PLC control system.
 - ◆ Spring, moving contact, button and housing be fed by bowl feeder and assembling automatically.
 - ◆ The machine be equipped with the function of lubricateoil, detect parts presence, continuity and sort out NG products automatically.

Apply to rocker switch production area, to achieve feeding, assembling and detection automatically.



开关后座自动装配机
Switch Backseat Automatic Assembly Machine

本机功能

- ◆ 本系列机是专为开关行业设计制造
- ◆ 自动装铜柱、拧螺丝、装铜套、跳板拿子、滑丝自动排除功能
- ◆ 自动检测，有料启动、无料停机
- ◆ 自动计数，产量设定
- ◆ 采用触控屏，界面直观，操作简介、安全
- ◆ 遇异常自动报警停机、并显示异常信息

- Function:**
- ◆ This series of machines are specially designed and manufactured for switch in industry.
 - ◆ Automatic copper column mounting, screw twisting, copper sleeve mounting, springboard holder and with sliding wire auto removal function.
 - ◆ Automatic detection, starting and stopping with or without material.
 - ◆ Automatic counting and output setting.
 - ◆ Touch screen, intuitive interface, simple operation and safety.
 - ◆ Automatic alarm stop in case of abnormal, and display abnormal information.



巴基斯坦功能件自动组装机
Switch Automatic Assembly Machine(Pakistani Type)

本机功能

- ◆ 本系列机是专为开关行业设计制造
- ◆ 自动装铜柱、跳板、盖子、拧螺丝、滑丝自动排除功能
- ◆ 自动检测，有料启动、无料停机
- ◆ 自动计数，产量设定
- ◆ 采用触控屏，界面直观，操作简介、安全
- ◆ 遇异常自动报警停机、并显示异常信息

- Function:**
- ◆ This series of machines are specially designed and manufactured for switch industry.
 - ◆ Automatic mounting copper column, springboard, cover, screw twisting and with sliding wire auto removal function.
 - ◆ Automatic detection, starting and stopping with or without material.
 - ◆ Automatic counting and output setting.
 - ◆ Touch screen, intuitive interface, simple operation and safety.
 - ◆ Automatic alarm stop in case of abnormal, and display abnormal information.



电动工具开关自动装配机
Electric Tool Switch Automatic Assembly Machine

本机功能

- ◆ 本系列机是专为电池行业设计制造
- ◆ 自动装底座、黄铜脚A、黄铜脚B、双螺母脚左、双螺母脚右点油、密封盖左右螺丝
- ◆ 自动检测，有料启动、无料停机
- ◆ 自动计数，产量设定
- ◆ 采用触控屏，界面直观，操作简介、安全
- ◆ 遇异常自动报警停机、并显示异常信息

Function:

- ◆ This series of machines are specially designed and manufactured for electric tool switch industry.
- ◆ Automatic mounting base, terminal, pins, add oil and cover, switch on and off detection and with debugging function.
- ◆ Automatic detection, starting and stopping with or without material.
- ◆ Automatic counting and output setting.
- ◆ Touch screen, intuitive interface, simple operation and safety
- ◆ Automatic alarm stop in case of abnormal, and display abnormal information.



KW12 微动开关自动装配机
Micro Switch Automatic Assembly Machine KW12

本机功能

- ◆ 本系列机是专为微动开关行业设计制造
- ◆ 自动底座、左右静片、按钮、按钮弹簧簧片、簧片弹簧、上盖
- ◆ 自动检测、CCD检测产品是否有漏装，有料启动、无料停机
- ◆ 自动计数，产量设定
- ◆ 采用触控屏，界面直观，操作简介、安全
- ◆ 遇异常自动报警停机、并显示异常信息

Function:

- ◆ This series of machines are specially designed and manufactured for the micro switch industry.
- ◆ Automatic mounting bracket, lever, spring and movable blade.
- ◆ CCD detection.
- ◆ Automatic counting, set output.
- ◆ Using the touch screen, intuitive interface, simple and safe operation.
- ◆ Automatic alarming in case of abnormal shutdown and reporting abnormal information.



咖啡机开关自动装配机
Coffee Machine Switch Automatic Assembly Machine

本机功能

- ◆ 本系列机是专为开关行业设计制造
- ◆ 自动装PCB板、铜端子、扭脚点油检测
- ◆ 自动检测，有料启动、无料停机
- ◆ 自动计数，产量设定
- ◆ 采用触控屏，界面直观，操作简介、安全
- ◆ 遇异常自动报警停机、并显示异常信息

Function:

- ◆ This automation is designed and manufactured specifically for the switch of coffee machine.
- ◆ Automatic feeding materials.
- ◆ Automatic detecting, auto-start when there is material detected, and auto-stop when lack of materials.
- ◆ Automatic counting, set output.
- ◆ Using the touch screen, intuitive interface, simple and safe operation.
- ◆ Automatic alarming in case of abnormal shutdown and reporting abnormal information.



微动开关自动装配机
Micro Switch Automatic Assembly Machine

本机功能

- ◆ 本系列机是专为微动开关行业设计制造
- ◆ 自动底座、左右静片、按钮、按钮弹簧簧片、簧片弹簧、上盖
- ◆ 自动检测、CCD检测产品是否有漏装，有料启动、无料停机
- ◆ 自动计数，产量设定
- ◆ 采用触控屏，界面直观，操作简介、安全
- ◆ 遇异常自动报警停机、并显示异常信息

Function:

- ◆ This series of machines are specially designed and manufactured for the micro switch industry.
- ◆ Automatic mounting bracket, lever, spring and movable blade.
- ◆ Automatic detection, starting and stopping with or without material.
- ◆ Automatic counting, set output.
- ◆ Using the touch screen, intuitive interface, simple and safe operation.
- ◆ Automatic alarming in case of abnormal shutdown and reporting abnormal information.



KW3微动开关自动装配机

Micro Switch Automatic Assembly Machine KW3

本机功能

- ◆ 本系列机是专为微动开关行业设计制造
- ◆ 自动装支架、杠杆、簧片、可动片
- ◆ 自动检测，有料启动、无料停机
- ◆ 自动计数，产量设定
- ◆ 采用触控屏，界面直观，操作简介、安全
- ◆ 遇异常自动报警停机、并显示异常信息

Function:

- ◆ This series of machines are specially designed and manufactured for the micro switch industry.
- ◆ Automatic mounting bracket, lever, spring and movable blade.
- ◆ Automatic detection, starting and stopping with or without material.
- ◆ Automatic counting and output setting.
- ◆ Touch screen, intuitive interface, simple operation and safety.
- ◆ Automatic alarm stop in case of abnormal, and display abnormal information.



KW4微动开关自动装配机

Micro Switch Automatic Assembly Machine KW4

本机功能

- ◆ 本系列机是专为微动开关行业设计制造
- ◆ 自动装支架、杠杆、簧片、可动片
- ◆ 自动检测，有料启动、无料停机
- ◆ 自动计数，产量设定
- ◆ 采用触控屏，界面直观，操作简介、安全
- ◆ 遇异常自动报警停机、并显示异常信息

Function:

- ◆ This series of machines are specially designed and manufactured for the micro switch industry.
- ◆ Automatic mounting bracket, spring, movable blade, moveable arm, terminals, button and cover.
- ◆ Automatic detection, starting and stopping with or without material.
- ◆ Automatic counting and output setting.
- ◆ Touch screen, intuitive interface, simple operation and safety.
- ◆ Automatic alarm stop in case of abnormal, and display abnormal information.



旋转开关自动装配机

Rotary Switch Automatic Assembly Machine

本机功能

- ◆ 本系列机是专为开关行业设计制造
- ◆ 自动装边端子、公共端子、中间端子功能
- ◆ 自动检测，有料启动、无料停机
- ◆ 自动计数，产量设定
- ◆ 采用触控屏，界面直观，操作简介、安全
- ◆ 遇异常自动报警停机、并显示异常信息

Function:

- ◆ PLC (Programmable Logic Controller) control system.
- ◆ Achieve the automatic material feeding and assembling.
- ◆ Auto detect parts presence and position, check products function, and load good products and unload NG products separately.

Apply to the manufacture field of rotary switch, to achieve automatic assembly of the rotary switch.



汽车换向开关自动生产线

Automotive Reversing Switch Assembly Line

本机功能

- ◆ 汽车换向开关，自动装配机，自动装4个接触片，左右弹簧，左右接触片*2，旋钮，按钮弹簧，钢珠上盖及检测有无产品检测。

Function: Automatic install the contact strips, springs, knobs, knob springs, steel ball cap, on-off detection, missing product detection.



继电器插座自动装配流水线
Relay Socket Automatic Assembly Line

本机功能 装接触片，锁退螺丝滑丝检测，插拔力测试，耐压绝缘检测，自动装配插片，激光打标，收盘叠盘

Function: Install the contact strip, lock and unlock the screw, check the sliding wire, Insertion & Withdrawal Force Test, High-voltage Test, automatic insert assembly, laser marking and collect plates. Achieve automatic assembly of the relay socket.




继电器底座测试+锁退螺丝机
Relay Base Testing & Screw Locking Machine

本机功能

- ◆ 本系列机是专为继电器行业设计制造
- ◆ 耐压绝缘测试，锁退螺丝、滑丝自动排除功能
- ◆ 自动检测，有料启动、无料停机
- ◆ 自动计数，产量设定
- ◆ 采用触控屏，界面直观，操作简介、安全
- ◆ 遇异常自动报警停机、并显示异常信息

Function:

- ◆ This automation is designed and manufactured specifically for the relay industry.
- ◆ Voltage withstand and insulation test, lock and unlock the screw with sliding wire check.
- ◆ Automatic detecting, auto-start when there is material detected, and auto-stop when lack of materials.
- ◆ Automatic counting, set output.
- ◆ Using the touch screen, intuitive interface, simple and safe operation.
- ◆ Automatic alarming in case of abnormal shutdown and reporting abnormal information.



继电器自动装配流水线
Relay Automatic Assembly Line

本机功能

- ◆ 本系列机是专为继电器行业设计制造
- ◆ 自动铆铁心机、AB脚入机、装簧片、电检、
- ◆ 除尘罩壳、激光刻字收盘
- ◆ 自动检测，有料启动、无料停机
- ◆ 自动计数，产量设定
- ◆ 采用触控屏，界面直观，操作简介、安全
- ◆ 遇异常自动报警停机、并显示异常信息

Function:

- ◆ This series of machines are specially designed and manufactured for relay industry.
- ◆ Automatic riveting, AB foot assembly, reed loading, electrical inspection, dust removal shell, laser marking, collect plates.
- ◆ Automatic detection, starting and stopping with or without material.
- ◆ Automatic counting and output setting.
- ◆ Touch screen, intuitive interface, simple operation and safety.
- ◆ Automatic alarm stop in case of abnormal, and display abnormal information.



单相固态装配、检测、收盘机
Single-phase Solid-state Assembling & Testing & Collect Plates machine

本机功能

- ◆ 本系列机是专为继电器行业设计制造
- ◆ 自动装铜柱、拧螺丝、滑丝自动排除功能
- ◆ 自动检测，有料启动、无料停机
- ◆ 自动计数，产量设定
- ◆ 采用触控屏，界面直观，操作简介、安全
- ◆ 遇异常自动报警停机、并显示异常信息

Function:

- ◆ This automation is designed and manufactured specifically for the relay industry.
- ◆ Automatic copper pillars loading, screwing, automatic removal of sliding wires.
- ◆ Automatic detecting, auto-start when there is material detected, and auto-stop when lack of materials.
- ◆ Automatic counting, set output.
- ◆ Using the touch screen, intuitive interface, simple and safe operation.
- ◆ Automatic alarming in case of abnormal shutdown and reporting abnormal information.




汽车接插件插针折弯机
Automobile Connector Pin Bending Machine

本机功能

- ◆ 自动基座插9针，每根针折弯两次，折弯精度 $\pm 0.01\text{mm}$
- ◆ 由CCD检测各针位置度，对比精度0.01mm，重复精度0.01mm

Function:

- ◆ Insert 9 needles into the automatic base, bend each needle twice, and the bending accuracy is $\pm 0.01\text{mm}$.
- ◆ The position degree of each needle is detected by CCD, the contrast precision is 0.01mm, and the repetition precision is 0.01mm.




自动插针机
Automatic Pin Inserting Machine

本机功能

- ◆ 本系列机是专为连接器插针设计制造
- ◆ 自动插针
- ◆ 自动检测，检测有无漏针，有料启动、无料停机
- ◆ 自动计数，产量设定
- ◆ 采用触控屏，界面直观，操作简介、安全
- ◆ 遇异常自动报警停机，并显示异常信息

Function:

- ◆ This automation is specially designed and manufactured for connectors.
- ◆ Automatic detecting, auto-start when there is material detected, and auto-stop when lack of materials.
- ◆ Automatic counting, set output.
- ◆ Using the touch screen, intuitive interface, simple and safe operation.
- ◆ Automatic alarming in case of abnormal shutdown and reporting abnormal information.




自动插针机
Automatic Pin Inserting Machine

本机功能

- ◆ 本系列机是专为固态继电器的骨架设计制造
- ◆ 自动插引引脚机
- ◆ 自动检测，有料启动、无料停机
- ◆ 自动计数，产量设定
- ◆ 采用触控屏，界面直观，操作简介、安全
- ◆ 遇异常自动报警停机，并显示异常信息

This automation is specially designed and manufactured for the skeleton of solid state relay.



继电器引线脚插针机
Automatic Relay Pin Inserting Machine

本机功能

- ◆ 本系列机是专为继电器的骨架设计制造
- ◆ 插引引脚机
- ◆ 自动检测，有料启动、无料停机
- ◆ 自动计数，产量设定
- ◆ 采用触控屏，界面直观，操作简介、安全
- ◆ 遇异常自动报警停机，并显示异常信息

Suitable for any wire rack pins inserting operations, mainly used in the field of electronics manufacturing relays, transformers and other products.



汽车连接器自动插针机
Automatic Automobile Connector Pin Inserting Machine

本机功能

- ◆ 本系列机是专为连接器设计制造
- ◆ 自动插排针
- ◆ 自动检测，有料启动、无料停机
- ◆ 自动计数，产量设定
- ◆ 采用触控屏，界面直观，操作简介、安全
- ◆ 遇异常自动报警停机、并显示异常信息

Function:
◆ Plug straight needles and bent, bent angle adjustable, increase the vibration plate can achieve automatic feeding, fast and simple retooling, with automatic cutting function.

This series of machines are specially designed and manufactured for connectors.



自动铆点插块生产线
Automatic Riveting And Inserting Assembly Line

本机功能 铆点插块静触片



外观检测包装机
CCD Inspection Packaging Machine

本机功能 主要功能有开关检测，CCD外观检测，收盘叠盘

Function: Switch testing, CCD detection, collect plates.



太阳能电池片自动串焊机
Automatic Solar Battery Cell Welding Machine

本机功能

- ◆ 本系列机是专为电池行业设计制造
- ◆ 自动装导电片、焊锡、包装
- ◆ 自动检测，有料启动、无料停机
- ◆ 自动计数，产量设定
- ◆ 采用触控屏，界面直观，操作简介、安全
- ◆ 遇异常自动报警停机、并显示异常信息

Function:
◆ This automation is designed and manufactured specifically for the battery industry.
◆ Automatic loading of conductive sheets, solder and packaging.
◆ Automatic detection, starting and stopping with or without material.
◆ Automatic counting, set output.
◆ Using the touch screen, intuitive interface, simple and safe operation.
◆ Automatic alarming in case of abnormal shutdown and reporting abnormal information.



插套自动铆接锁螺丝机 Automatic Riveting And Screw Locking Machine

本机功能

- ◆ 本系列机是专为工控行业设计制造
- ◆ 自动装铆柱、拧螺丝、滑丝自动排除功能
- ◆ 自动检测，有料启动、无料停机
- ◆ 自动计数，产量设定
- ◆ 采用触控屏，界面直观，操作简介、安全
- ◆ 遇异常自动报警停机、并显示异常信息

Function:

- ◆ Mainly used in the field of riveting & screw locking products.
- ◆ Can replace manual operation and realize mechanical production of locking screw and riveting on one machine.
- ◆ Screws are automatically taken out and sent to the front end of the screw driver rapidly and stably, which makes up for several deficiencies of traditional method of taking out screws manually.
- ◆ It greatly improves the working efficiency and working quality.



自动攻丝机 Automatic Tapping Machine

本机功能

- ◆ 本系列机是专为开关行业设计制造
- ◆ 接线柱自动攻丝机
- ◆ 自动检测，有料启动、无料停机
- ◆ 自动计数，产量设定
- ◆ 采用触控屏，界面直观，操作简介、安全
- ◆ 遇异常自动报警停机、并显示异常信息

Function:

- ◆ PLC control system.
- ◆ Materials are fed by bowl feeder automatically.
- ◆ Finish the drilling and tapping of product automatically.
- ◆ Auto check and clean the debris.

Mainly used in high precision drilling and tapping of electronic products.



自动铆点机 Automatic Pin Dispenser For Electric Guitar Switch Base

本机功能

- ◆ 自动铆点
- ◆ 自动检测，有料启动、无料停机
- ◆ 自动计数，产量设定
- ◆ 采用触控屏，界面直观，操作简介、安全
- ◆ 遇异常自动报警停机、并显示异常信息

Function:

- ◆ Mainly used in the field of riveting products.
- ◆ Can replace manual operation and realize mechanical production of riveting on one machine.
- ◆ It greatly improves the working efficiency and working quality.



合作流程



协作机器人
ROBOT



机器人类型 Robot Type	AUBO-i3	AUBO-i5	AUBO-i5(L)	AUBO-i7	AUBO-i7(L)
重量 Weight	15.5kg	24kg	30kg	32kg	37kg
有效负载 Payload	3kg	5kg	3kg	7kg	10kg
有效臂展 Reach	625mm	924.5mm	1350mm	1122.5mm	1335mm
关节范围 Working Range	-175° ~+175°	-175° ~+175°	-175° ~+175°	-175° ~+175°	-175° ~+175°
关节速度 Joint Speed	1-6:180°/s		1-3:150°/s 4-6:180°/s	1-2:180°/s 3:225°/s 4-6:180°/s	1-2:180°/s 3:150°/s 4-6:180°/s
末端速度 Typical Speed	<1.9m/s	<2.8m/s	<2.1m/s	<3.5m/s	<4.0m/s
重复定位精度 Repeatability	±0.05mm	±0.05mm	±0.1mm	±0.1mm	±0.1mm
自由度 Degrees of freedom	6个旋转关节 6 rotating joints	6个旋转关节 6 rotating joints	6个旋转关节 6 rotating joints	6个旋转关节 6 rotating joints	6个旋转关节 6 rotating joints
控制柜尺寸 Control Box Size	380*350*240mm				
编程 Programming	在12.5寸触摸屏的AUBOPE图形用户界面上进行 Teach pendant with user interface, guide to teach, ROS compatibility through an API, Lua or Python				
IP防护等级 IP Classification	IP54				
功耗 Power Consumption	150W	200W	200W	400W	500W
温度 Temperature	机器人可在0-45℃的温度范围内工作 The robot can work in a temperature range of 0-45℃				
电源 Power Supply	100-240VAC, 50-60Hz				

协作机器人
ROBOT



型号 Model	TM5-700	TM5-900	
手臂重量 Weight	22kg	22.2kg	
载重 Payload	6kg	4kg	
可达范围 Reach	700mm	900mm	
关节活动范围 Joint ranges	J1	+/-270°	
	J2,J4,J5	+/-180°	
	J3	+/-155°	
	J6	+/-270°	
速度 Speed	J1-J3	180°/s	
	J4-J6	225°/s	
重复精度 Repeatability	+/-0.05mm		
自由度 Degrees of freedom	6轴 Joints		
I/O ports	Digital in	电控箱 Control box	手臂末端 Tool conn
	Digital out Analog in Analog out	16 16 2 1	3 3 1 0
I/O电源 I/O power supply	电控箱 24V1.5A & 手臂末端 24V1.5A		
IP等级 classification	IP54		
消耗功率 Power Consumption	最大1300watts		
工作温度 Temperature	0-50℃		
电源 Power supply	100-240VAC, 50-60Hz		
电控输入介面 Interface	3 × COM, 1 × HDMI, 1 × EtherCAT, 2 × GigE, 1 × LAN, 4 × USB2.0, 2 × USB3.0, 1 × VGA		
视觉 Certification	CE (by Reginal Model), SEMI S2 (Option)		
手眼相机 Eye in hand	1.2M/5M像素(全彩) 1.2M/5M pixels, color camera		
外部视觉 Eye to hand(选配)	最多两台GigE外部相机 Support Maximum 2GigE cameras		